




Datenblatt DE 342 - Tor- Füllungen für Flügel- und Hängeschiebetore

Urbane Systeme


Woodline Fuge 7




Woodline Fuge 22



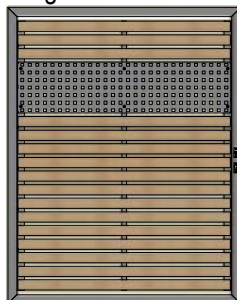
Gittermatte



Woodline Design
Fuge 7 mm




Woodline Design
Fuge 22




Trespa / ALU Vollblech




ALU Lochblech



ALU Lochblech
Rahmenfeld



Aluline



Stahlwelle



Produktbeschreibung:

Optionale Torfüllungen:

- Woodline Fuge 7 mm DB 326
- Woodline Fuge 22 mm DB 320
- Gittermatte DB 323
- Woodline Design Fuge 7mm DB 327
- Woodline Design Fuge 22 mm DB 328
- Trespa DB 321
- ALU Lochblech DB 322
- ALU Vollblech DB 329
- ALU Lochblech Rahmenfeld DB 324
- Aluline DB 330
- Stahlwelle DB 331

